Product Manual

P_FD-2W

Data Sheet

Constant voltage input,isolated no-regulated single output



Product Series

Product Series	Temperature Range	Isolated Voltage	Package
P_FD-1W	-40℃～+105℃	3000VDC	DIP

RoHS

Features

- Efficiency up to 83%
- Isolated voltage 3000VDC
- Sustainable short circuit
- The shell meet the UL94 V-0 standard
- Package is pin-to-pin compatible with international and domestic similar product
- Unsuitable for the occasion where the fluctuation range of input voltage is greater than ±10%

Applications

- Operational amplifier power supply
- Relay drive circuit
- High-power IGBT drive
- Medical, handheld, and portable instruments
- Pure digital circuit, analog front-end isolation circuit
- ……

Product Model

Part Number	Input Nominal Voltage (Voltage Range) (VDC)	Output			Full Load Efficiency (%,Min/Typ)	Maximum Capacitive Load (μF)
		Nominal Voltage (VDC)	Min Current (mA)	Max Current (mA)		
P0505FD-2W	5 (4.5-5.5)	5	40	400	81/83	1000
P2405FD-2W	24 (21.6-26.4)	5	40	400	81/83	1000

Limit Characteristics

Parameter	Conditions	Min	Typ	Max	Unit
Input Surge Voltage (1s，max)	5VDC input	-0.7	--	9	VDC
	24VDC input	-0.7	--	30	
Lead Soldering Temperature	1.5mm from case,10s	--	--	300	℃
Hot Plug		Unavailable			

Input Characteristics

Parameter	Conditions	Min	Typ	Max	Unit
No load/Full load input current	5VDC input	--	10/235	16/250	mA
	24VDC input	--	3/49	8/52	
Input filter		Capacitor filter			

Output Characteristics

Parameter	Conditions	Min	Typ	Max	Unit
Line Regulation	Input voltage changes within ±1%	--	±1.2	±1.3	--
Load Regulation	Load is from 10% to 100%	--	11	15	%
Temperature Drift Coefficient	100% load	--	--	±0.03	%/℃
Output Ripple& Noise	20MHz bandwidth	--	60	150	mVp-p
Output Voltage Accuracy		See output voltage and load curve			
Output Short-Circuit Protection		Sustainable short circuit, self-recovery			

General Characteristics

Parameter	Conditions	Min	Typ	Max	Unit
Isolation Voltage	Input-output, time 1 minute, leakage current less than 1mA	3000	--	--	VDC
Isolation Resistance	Input-output,isolation voltage 500VDC	1	--	--	GΩ
Isolation Capacitance	Input-output,100kHz,0.1V	--	20	35	pF
Switching Frequency	Nominal input voltage, 100% load	--	217	--	kHz
MTBF	MIL-HDBK-217F@25℃	3500	--	--	k hours
Package Size	--	20.00×10.60×8.50			mm
Package Material	--	Black flame retardant plastic shell, comply with UL94V-0 standard			

Environmental Characteristics

Parameter	Conditions	Min	Typ	Max	Unit
Operating Temperature	See the ambient temperature derating curve for details	-40	--	+105	℃
Storage Temperature	--	-55	--	+125	
Casing Temperature Rise	Ta=25℃	--	25	30	
Storage Humidity	No condensation	--	--	95	%
Cooling Method		Natural air cooling			
Vibration		5-200Hz, 5G, 0.75mm. along X, Y and Z			

EMC Characteristics

EMI	CE	CISPR32/EN55032 CLASS B (See Figure 2)	
	RE	CISPR32/EN55032 CLASS B (See Figure 2)	
EMS	ESD	IEC/EN61000-4-2 Contact±4kV Air±8kV	Perf.Criteria B

Notes:(1) The input voltage cannot exceed the specified range, otherwise it may cause permanent and irreversible damage.

(2)Unless specified specially, parameters in this manual are measured under the conditions of 25℃, 40%~75% humidity, input nominal voltage and rated output load.

(3)Output ripple & noise tested by direct-probe method.

Product Characteristic Graph

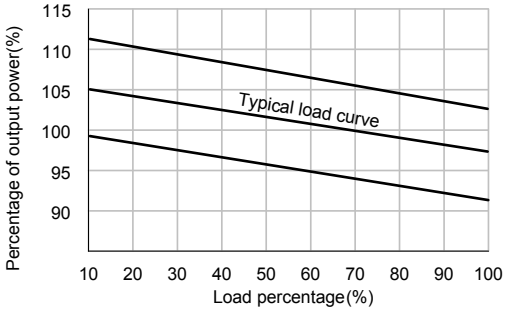

Out voltage VS load graph
(nominal input voltage)

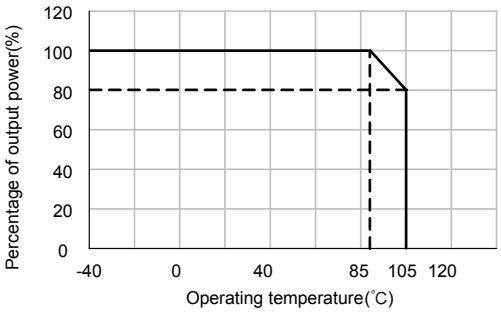

Curve of relationship between output power and working temperature

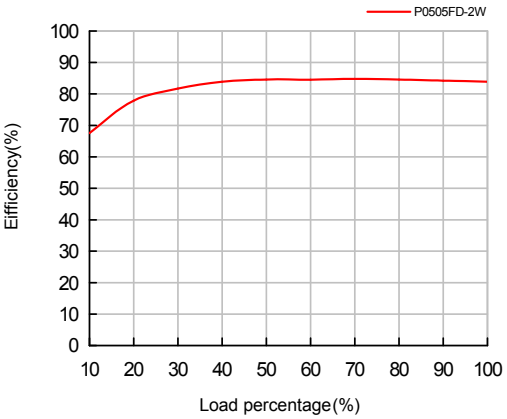

Efficiency VS load(Nominal input voltage)

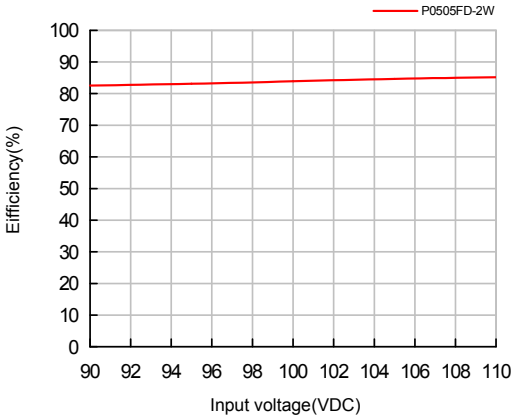

Eifficiency VS input voltage(Full load)

Outline and Footprint Dimensions

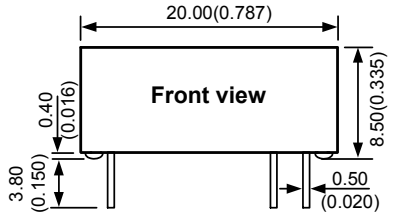

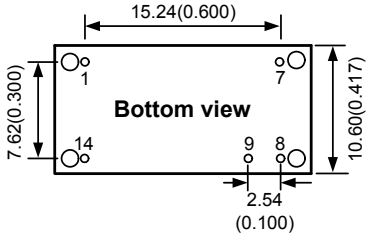

Pin	Function
1	GND
7	NC
8	0V
9	+Vo
14	Vin

NC: Cannot be connected to any external circuit

PCB Silkscreen Diagram
(Top View)

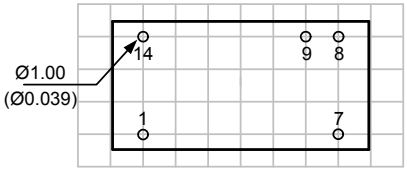

Notes：
Unit：mm(inch)
Unlabeled tolerance：±0.25(±0.010)
Grid distance：2.54×2.54mm

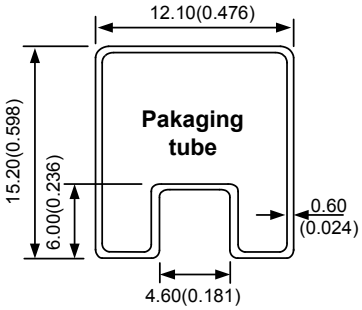

Notes：
Size：mm(inch)
Unlabeled tolerance:±0.50(±0.020)
L=282(11.102)，20pieces/pallet
Carton Size：304×120×40mm
234pieces/carton

Circuit Design and Application

1. Recommended circuit

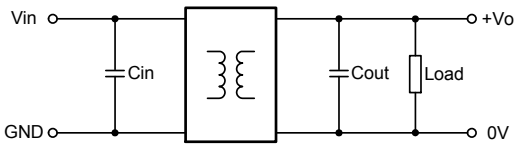

Figure 1 Recommended circuit

2. Filter capacitor

For the selection of filter capacitor, please refer to values in Table 1. If the ESR is less than 1Ω (when the frequency is 100KHz), the ceramic or electrolytic capacitor is recommended to use, and the tantalum capacitor is not recommended to use. The value of input and output filter capacitor can not be too large, otherwise it may cause startup problem.

Table 1 The reference value of the external capacitor

Vin(VDC)	Cin(μF)	Vo(VDC)	Cout(μF)
5	10	5	10
24	1		

3. EMC typical recommended circuit(CLASS B)

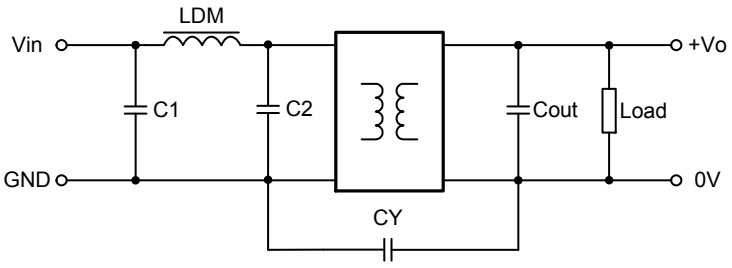

Figure 2 EMC recommended circuit diagram

Table 2 EMC recommended circuit external parameter values

EMC	Vin(VDC)	C1/C2(μF)	CY	LDM(μH)	Cout(μF)
EMI	5/24	4.7	1nF/3kVDC	6.8	Refer to table 1
Note： 1.The withstand voltage values of capacitors C1 and C2 are selected according to "input impulse voltage". 2.The maximum current of inductance LDM is selected according to the actual input current, and it is recommended to select 1.5 times the actual current. 3.It is recommended that the circuit wiring should not be long and be as close as possible to the module.					

4. Load requirements

In order to ensure efficient and reliable operation of the module, it is recommended that the output load should be between 10% and 100% of the rated power. It is not recommended to run for a long time in the case of the load is less than 10%, otherwise part of the product performance can't conform to the performance index of this manual. If the output load is too light, place a dummy load resistance on output terminal in parallel. The sum of the fake load resistance power plus the actual load power is greater than 10% of the load.

5. Protection function

Under normal conditions, this series of power modules have no over-current protection function.An overcurrent protector can be added at the input terminal. The simplest way to protect the output from over voltage and over current is to connect a linear regulator with over current protection at the output.

Guangzhou ZHIYUAN Electronics Co.,Ltd.
Service Hotline: 400-888-4005
E-mail：power.sales@zlg.cn
Website：http://www.zlg.cn
Special statement：Guangzhou ZHIYUAN Electronics Co., Ltd. reserves all rights.
Without our consent, our company improperly uses our datasheet, and our company reserves the right to pursue its legal responsibility.The datasheet will be updated without notice. If you need to check the latest version of the information, please visit our official website or contact our personnel for it.